




S.276 US

Stainless Steel Built-in Mixer

Installation Maintenance & Care



MGS
MILANO

Dear Customer,

We thank you for choosing our product.

MGS Solid Stainless Steel faucets are manufactured in Italy by expert artisans. The product has been assembled, inspected and packaged with maximum attention and care.

The Matte and Polished finishes are obtained by hand polishing: a skilled touch to enhance the natural beauty of this noble metal.

All products are therefore alike, but not identical:
a synonym of exclusivity.

We use high grade AISI316L marine stainless steel that does not require any protective finish to be applied to the surface. Following the simple care instructions will allow you to keep your **MGS** faucet beautiful for a lifetime.

INSTALLATION WARNING

1. An independent hot and cold water supply is required for the shower system.
2. The recommended pipe work should be minimum 22 mm (0+7/8") for low pressure systems.
3. If more than one shower mixer is installed, the minimum feed should be 28mm (1+3/32") (ensure adequate end constant supply of both hot and cold water).
4. Hot and cold operating pressures should be kept as balanced as possible in order to maintain maximum efficiency.
5. When the supply pressure is higher than 5 bar a pressure reducing valve should be fitted before the shower mixer.
6. Observe all local plumbing codes.
7. Inspect water supplies for signs of damage. Replace if necessary.
8. Flush through the supply pipes.
9. The installer must check for any leaks from the rough-in valve before closing the access point to the valve with the finished wall.

Tools



ADJUSTABLE WRENCH



ADJUSTABLE PLIERS

Technical data

Operating Pressure:	max 145 PSI (10 bar)
Recommended operating pressure:	14 to 60 PSI (1 - 4 bar)
Maximum hot water temperature:	185 °F (85°C)
Recommended hot water temperature:	149 °F (65°C)
Minimum cold water temperature:	41° F (5°C)
Minimum difference between hot and mixed temperature	50 °F (10°C)

The temperature of the inlet hot water must be higher than the maximum mixed water temperature required from the outlet.

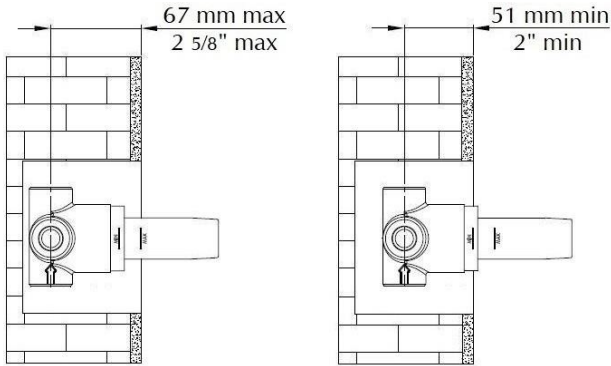
The temperature control knob is pre-set from the manufacturer at 100° F (38°C) with stop at 111° F +/- 36° F (44°C +/-2°C).

INSTALLATION

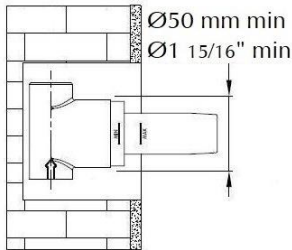
Min and Max positions respect to the finished wall.

Take into account also the thickness of tiles, marble, etc.

For final wall opening measures consider trim dimensions.

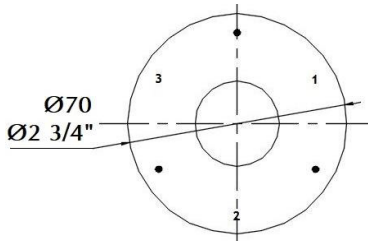


Wall gap measurement for Diverter

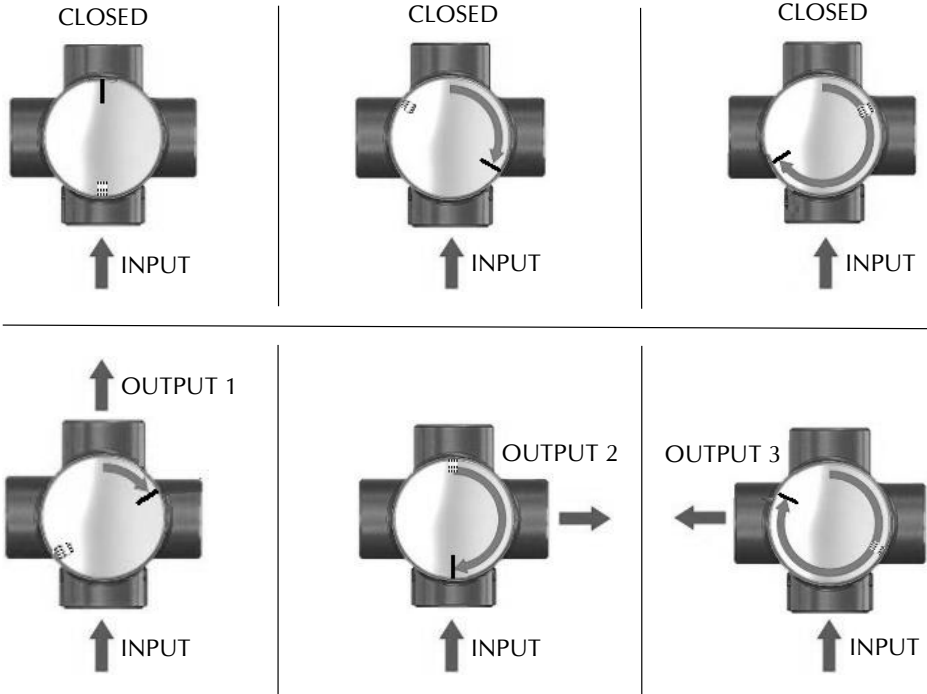


For final wall opening measures consider trim dimensions.

Trim plate measurements according to indicated models.



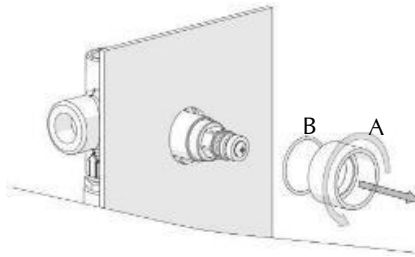
FUNCTIONAL SCHEMES



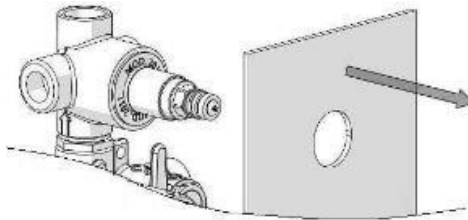
MAINTENANCE

Replacing diverter cartridge

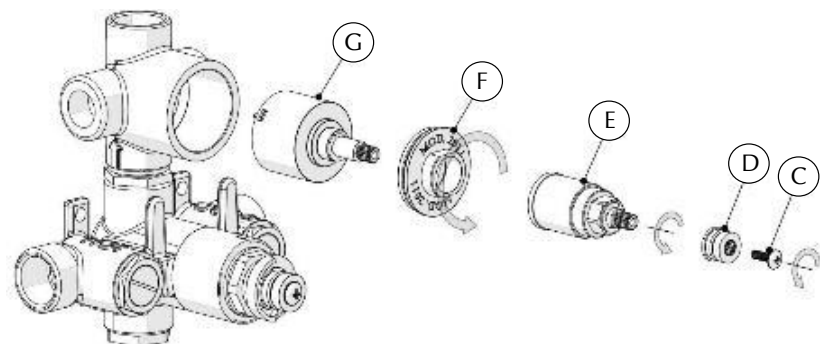
- 1) Close water mains.
- 2) Unscrew counterclockwise trim rings **A** (1 or 2 depending on the model) taking care of not damaging the O-ring gaskets **B**.



- 3) Remove trim plate.

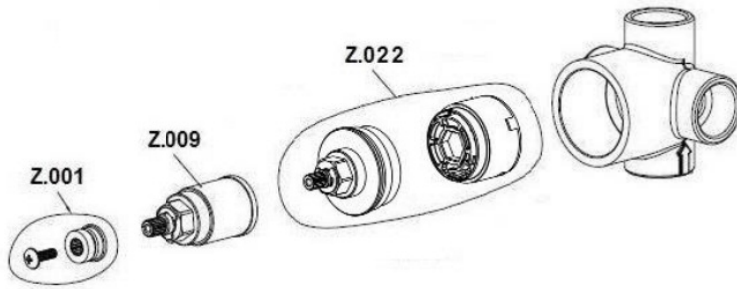


- 4) Remove screw **C**, shaft insert **D** and shaft **E**.
Unscrew the ring nut **F** with a 17 mm wrench and remove the diverter valve **G**.

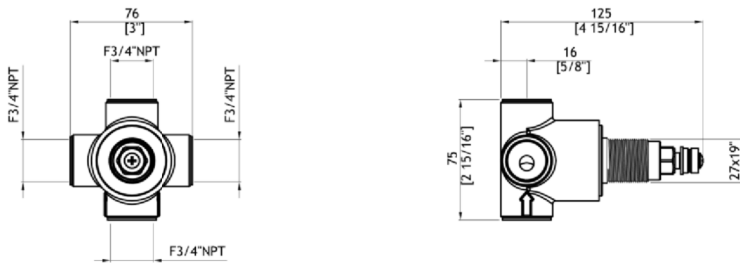


- 5) Before replacing the diverter, clean and lubricate its seating.
- 6) Assemble diverter and all components after positioning correctly the 2 pins at its base.

SPARTS PARTS ROUGH IN VALVE



ROUGH IN VALVE DIMENSIONAL DRAWINGS



WARRANTY

MGS products installed in a residential indoor application are covered by a limited 5 year functional and finish warranty from purchasing date. During this period, parts with construction defects in material or workmanship will be replaced free of charge.

This warranty is subject to the warranty conditions and limitations as set forth below.

This warranty will not cover faults caused by unsuitable or improper use, incorrect installation, natural wear, improper or careless treatment, incorrect usage of cleaning or maintenance products.

MGS will not assume liability for labor expended, freight cost or damages accruing from the use of the material purchased from us. If material is defective, MGS will either supply the replacement part or it will reimburse the price of the defective material.

Proof of purchase (original sales receipt) from the original consumer purchaser must be made available to MGS for all warranty claims. The warranty is not transferrable and is extended solely to the original purchaser of the product.

MGS products installed outdoor and/or for commercial applications are covered by a 2 year functional and finish warranty from purchasing date.

This warranty applies to MGS faucets installed in USA or Canada.

IV9LUS.529  WARNING: Cancer and Reproductive Harm — www.P65Warnings.ca.gov

MGS Progetti srl

Corso Milano, 189 • 28883 Gravellona Toce (VB) • Italy
www.mgstaps.com • E-mail: info@mgstaps.com • Tel.: +39 0323 865218 • Fax: +39 0323 865215