



MB262 – PE262

Stainless Steel Bath Faucet

Installation Maintenance & Care





Dear Customer,

We thank you for choosing our product.

MGS Solid Stainless Steel faucets are manufactured in Italy by expert artisans. The product has been assembled, inspected and packaged with maximum attention and care.

The Matte and Polished finishes are obtained by hand polishing: a skilled touch to enhance the natural beauty of this noble metal.

All products are therefore alike, but not identical:
a synonym of exclusivity.

We use high grade AISI316L marine stainless steel that does not require any protective finish to be applied to the surface. Following the simple care instructions will allow you to keep your **MGS** faucet beautiful for a lifetime.

INSTALLATION WARNING

1. Never use Teflon tape for out-of-the wall threaded connections. Use provided contents only. Not complying with this instruction could damage the product and generate leakage.
2. Observe all local plumbing codes.
3. Inspect water supplies for signs of damage. Replace if necessary.
4. Flush through the supply pipes.

Tools



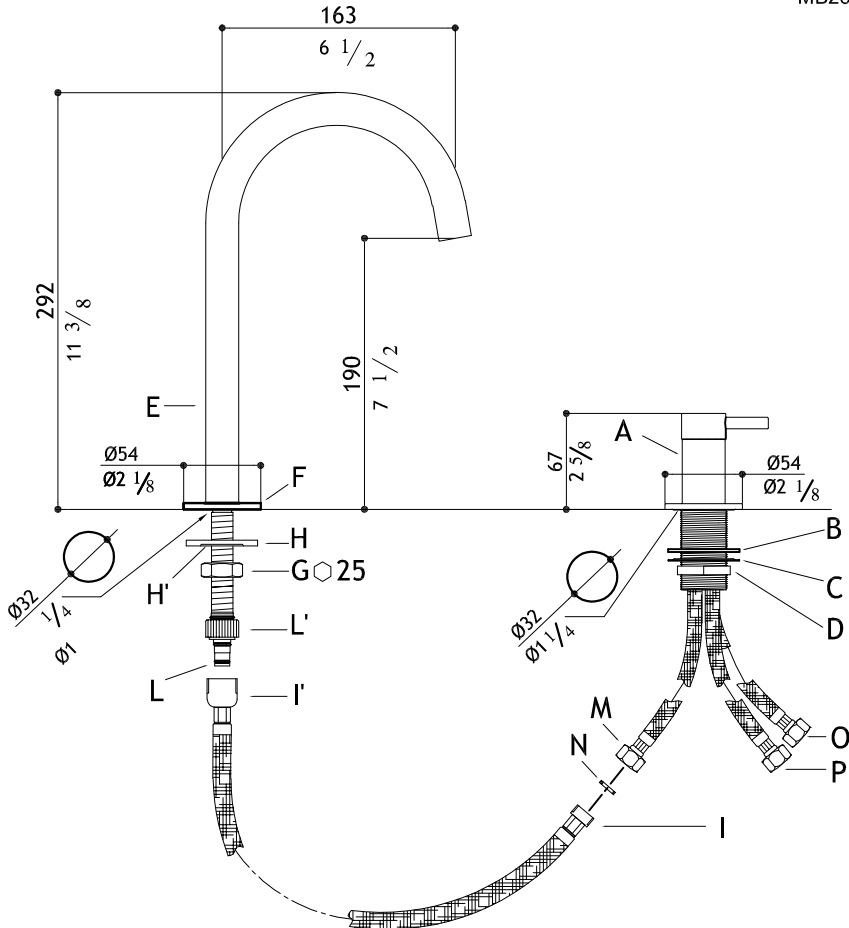
ADJUSTABLE WRENCH



ADJUSTABLE PLIERS

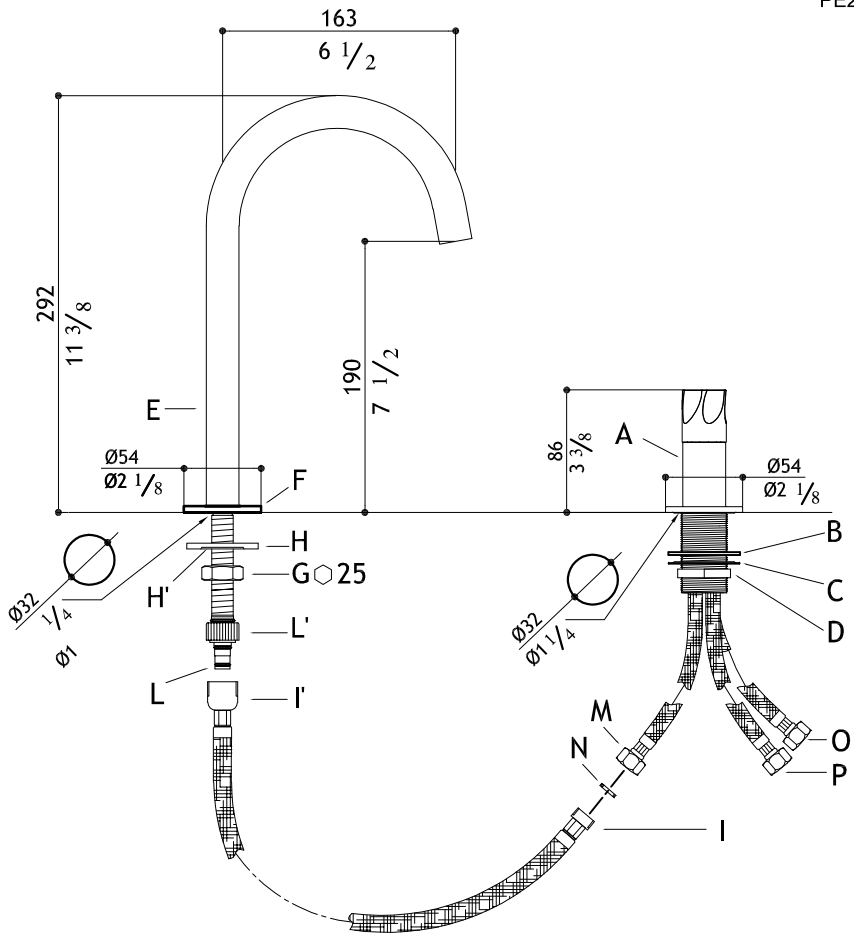
Technical data

Operating Pressure:	max 145 PSI (10 bar)
Recommended operating pressure:	14 to 60 PSI (1 - 4 bar)
Maximum hot water temperature:	185 °F (85°C)
Recommended hot water temperature:	149 °F (65°C)

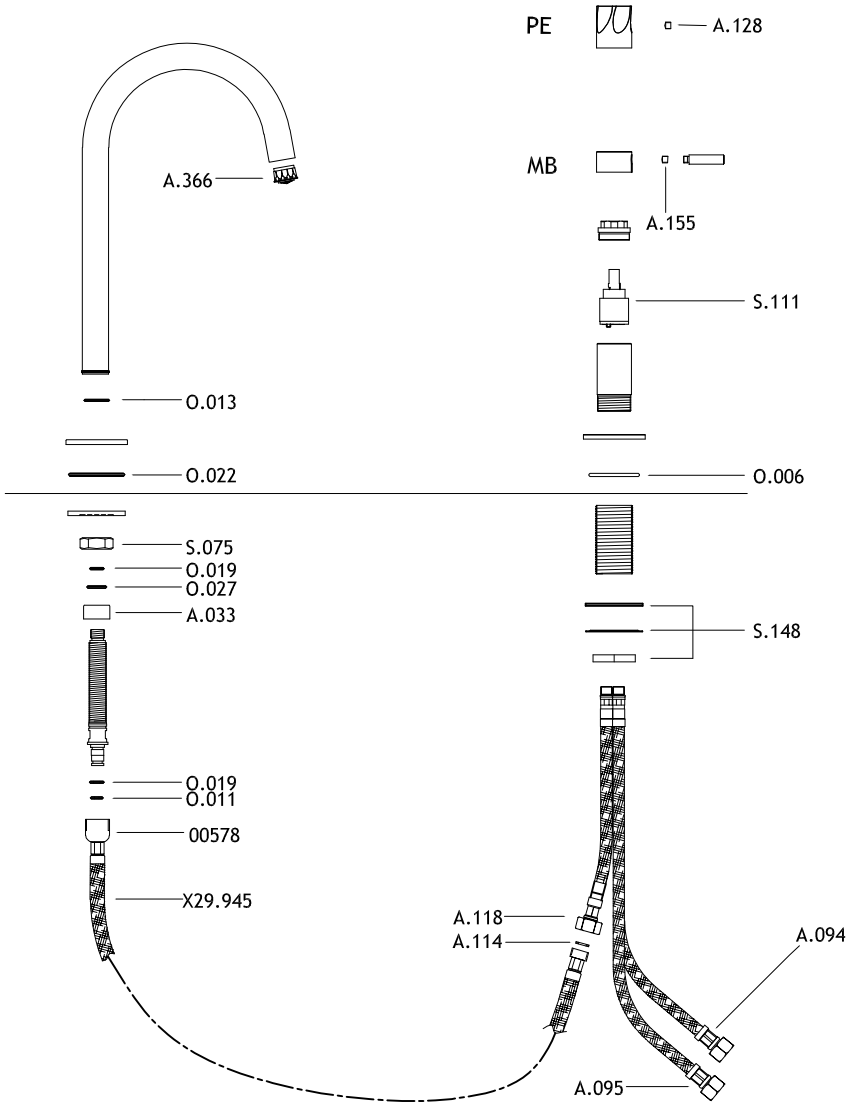


ASSEMBLY:

1. Flush through the supply pipes.
2. Insert body "A" in the sink or countertop hole.
3. Insert gasket "B" washer "C" and block with handscrews nut "D".
4. Place spout "E" with ring "F" through the countertop hole and tighten nut "G" after positioning clamp "H" with seat "H'" matching nut "G" as indicated in the drawing.
5. Connect hose "I" by pushing "I'" onto shank "L" and tighten with "L'".
On the other end connect to flexible hose "M" after positioning gasket "N".
6. Connect flexible hoses "O" and "P" to the mains (red for hot water and blue for cold water).
7. We recommend to install between the mains and the faucet a water filter which should be regularly cleaned.



SPARE PARTS



CARE & MAINTENANCE

Matte and Polished Stainless steel

In order to preserve the finish of your product, we recommend regular cleaning with a soft wet cloth. For regular cleaning it is not necessary to use detergents. In case of need, we recommend the use of a mild detergent or even better, a specific stainless steel detergent. In this case, please follow the specific instructions of the detergent manufacturer. When using a detergent rinse well with water immediately after cleaning, until all detergent is removed from the surface. Dry with a soft cloth.

PVD finishes (Black Steel / Titanium / Rose Gold / Gold)

PVD technology is used to create a smooth, resistant and long lasting finish. A soft wet cloth is sufficient for daily cleaning.

For resistant stains and fingerprints we recommend the use of a diluted mild soap and water solution to be applied using a soft cloth. Rinse thoroughly after cleaning. In order to avoid water stains we recommend to dry the surface with a soft cloth.

As it is not a coating but the result of a chemical reaction, a characteristic of PVD is that objects of different shapes and dimensions can absorb color differently, resulting in slight color variations. These are not to be considered defects.

All finishes:

DO NOT use bleach, caustic, ammonia or acid based cleaning materials or detergents containing chloride, or any other strong household cleaning products, even if organic. Even vapors of such products could damage the chemical balance of the stainless steel surface. When using strong chemical products in the room, we recommend to air it out. DO NOT use abrasive materials, cleaning pads, scouring sponges, files or other hard objects. DO NOT use oily rags or greasy cloths when wiping the product surface.

Outdoor installation

Marine grade stainless steel is ideal for outdoor installation and it is extremely resistant to oxidation. Nevertheless, it is not oxidation proof or stain proof.

In order to maintain the long lasting beauty of the stainless steel surface it is necessary to regularly clean it. This is particularly important in marine environment where saline deposits over time will affect the surface and cause oxidation. In such conditions the surface must be cleaned more frequently in order to be preserved.

WARRANTY

MGS products installed in a residential indoor application are covered by a limited 5 year functional and finish warranty from purchasing date. During this period, parts with construction defects in material or workmanship will be replaced free of charge. This warranty is subject to the warranty conditions and limitations as set forth below. This warranty will not cover faults caused by unsuitable or improper use, incorrect installation, natural wear, improper or careless treatment, incorrect usage of cleaning or maintenance products.

MGS will not assume liability for labor expended, freight cost or damages accruing from the use of the material purchased from us. If material is defective, MGS will either supply the replacement part or it will reimburse the price of the defective material. Proof of purchase (original sales receipt) from the original consumer purchaser must be made available to MGS for all warranty claims. The warranty is not transferrable and is extended solely to the original purchaser of the product.

MGS products installed outdoor and/or for commercial applications are covered by a 2 year functional and finish warranty from purchasing date. This warranty applies to MGS faucets installed in USA or Canada.